



WorldWide IDEA's

Idita-Read 2009

February 9 – March 20

www.Idita-Read.org

Welcome to the Team!

✓ Musher Basics





Login

Login area is located in the top-right corner of the website's page. Type in the Username and Password your Team Manager provided, Sign-in and you will be led directly to your Base Camp page.



To Base Camp »

Click this button (below the logout link) from any page to return to your Base Camp.




✓ View/Add/Edit/Delete Mileage Logs & Book Reviews

- 1) In your Base Camp's [Reading Logs](#) section, click to + [Add](#),  [Edit](#), or  [Delete](#) a Reading Log's mileage (in minutes) & the date completed. If logging mileage from previous days, make sure you correct the date so it matches the date you actually completed that reading time. (See the Mushing Kit's Tools for helpful log sheet)
- 2) In the [Book Reviews](#) section, click to + [Add](#),  [Edit](#), or  [Delete](#) a Book Review. Information should include Title, Author, 10-digit ISBN (usually located with the copyright information – this is what automatically adds the book's cover image), 1-3 paw rating, and the Body (your original written text) of your review. During the race, the student can check the Favorite checkbox to mark your favorite book. You can always change your favorite anytime during the race.



✓ Use Tools in the Online Mushing Kit

-  Print and use copies of the Tracking Chart and Literary Log Sheet. This is especially helpful if you can only log your mileage every few days or once a week.
-  For help on writing good Book Review, check out the Book Review Guideline rubrics for your grade level.

✓ Track Progress

-  Click [Teams](#) tab in the main menu to view progress summaries of all of the Idita-Read teams. Click on your Team's name to see how all of your teammates are progressing.
-  On the [Trail Stats](#) page, you can see how far along on the trail you are compared to other mushers.
-  By clicking on your nearest [Checkpoint](#) name on the Trail Stats page or by visiting your Base Camp, you can use the Map tools to zoom in and and get an idea of what that place looks like.

✓ Additional Features

-  Check out the [Book Reviews](#) section to read other students' reviews and find new books to read.
-  Learn about other cool topics by exploring the Mushing Kit's [Supplemental Learning Links](#).